






What are we learning?	Key Themes and books   	Key Experiences Going on bear hunts small and large scale Walking to assembly rooms / café Growing beans Make own café / Teddy bears picnic (Covid dependent) Visit castle (If safe) Chinese New year
PSED <ul style="list-style-type: none">• Welcoming new Sunflower friends• Helping new friends• Remembering boundaries• How to keep safe outside• Helping animals who are hungry• Is taking objects a kind action?	 What makes me, me? Sunflowers Spring 1 Term 2022 	Maths <ul style="list-style-type: none">• Compare sizes of footprints• Prepositions• Numbers 4-5• Use descriptive words 'flat, round straight'• Money
CLL <ul style="list-style-type: none">• Using and understanding descriptive words• Listening to the core text• Recalling events in the stories• Carrying out events of stories (Bear hunt / tea party)• Joining in with repeated refrains		UW <ul style="list-style-type: none">• Welcome to the New year.• Chinese New year. Year of tiger.• Bears habitat• Tigers habitat• Growing of beans
PD <ul style="list-style-type: none">• Large physical actions (bear hunt / giant / under over)• Acting out bear hunt using gross motor• How to keep warm in the winter (independent dress)• Healthy choices of food at café/tea party• Keeping healthy with walks		
Literacy <ul style="list-style-type: none">• Listening to the 3 core texts• Retelling the core books• Acting out stories• Story mapping• Story sequencing		EAD <ul style="list-style-type: none">• Creating own caves• Creating own castles, large and small• Variety of textures for craft, talk about what they see/feel• Make up own stories using small world

How you can help at home

We greatly encourage and appreciate your involvement in your child's learning and you are always welcome to ask questions or seek advice on how you can support your child's learning at home. Here are a few ideas.

Personal Social & Emotional Development

- Give your child lots of opportunities to make decisions, give opinions and discuss their feelings e.g. what fruit shall we buy? How does that story make you feel? What did you like best?
- Encourage their attempts at independence and don't worry when they don't always get things right e.g. dressing themselves, doing up fastenings, tidying up.
- Show them how to resolve conflicts peacefully. For example, if they are upset because they don't want to do something, offer them some simple choices with the same outcome e.g. would you like this or that story before you go to bed?
- Value and praise their efforts, especially when trying something new.
- Take them to parks and places where they can spend time with other children.
- Play simple turn taking games.
- Talk to them about healthy food choices and why they are important.

Communication and language

- Make time for conversations with your child daily.
- Share and talk about stories and information in books.
- Play with them, commenting on what you are doing.
- Echo back what they say with new words added.
- Be aware of too much background noise e.g. tv, radio etc.
- Sing nursery rhymes.

Please speak to us if you have any concerns about your child's language development.



Physical Development

- Provide opportunities, such as visits to the park, to encourage your child to be physically active. Encourage and show them how to move in different ways, e.g. hopping, jumping, skipping.
- Sing action songs and rhymes and encourage them to dance along to music.
- Encourage mark making in lots of different ways e.g. using paints, pens, chalks on a pavement, sticks in mud etc.
- Play puzzle and threading activities to help develop hand-eye coordination.
- Show your child how to hold a pencil correctly between thumb and forefinger.
- Help them to practise learning to write their name, with a capital letter at the beginning and lower case letters after.



Mathematics	Literacy
<ul style="list-style-type: none"> ● Count everything with your child, from ducks on the pond to stairs up to bed. ● Sing counting songs and rhymes to help teach your child about numbers and order, as well as rhythm and rhyme e.g., ‘Five Little Monkeys’, ‘Ten in the Bed’. ● Play counting-based games such as dominoes, Ludo, snakes and ladders or number snap. ● Play ‘spot the number’—focus on the numerals 0 to 9, and challenge your child to find them everywhere—on front doors, clocks, car registrations, birthday cards and more. ● Involve your child in everyday activities such as shopping and cooking to help them understand mathematical concepts such as weight, capacity, sharing and measuring. 	<ul style="list-style-type: none"> ● Share stories and books daily with your child. Talk to them about what they have heard, drawing attention to the pictures and print. ● Visit the library to encourage and develop your child’s interest and excitement in books and stories. ● Talk to them about the world around them and enjoy rhymes, poems and songs together. ● Support your child’s developing reading and writing skills by engaging with the resources and activities sent home from school. These will include story books to listen to and talk about When appropriate, simple books for your child to read will also be sent home for them to share.
Understanding the World	Expressive Arts and Design
<ul style="list-style-type: none"> ● Draw your child’s attention to the world around them. Talk to them and encourage them to talk to you about things that they see, smell, hear and feel and the changes they notice throughout the year. ● Encourage their natural curiosity and support their ability to ask and answer questions by exploring changing materials such as freezing water or helping with simple cooking activities. ● Read and talk about information books based on their interests. ● Look at photos of family members and themselves when they were younger. Talk about the past from your own and their own personal experiences. Talk about what different people do at home, at school and in the wider community. Ask questions such as, ‘what would you like to do when you grow up?’ 	<ul style="list-style-type: none"> ● Encourage them to draw, make pictures and models of what they are interested in, see or experience. ● Encourage them to build and create props for play using everyday junk materials e.g., turning an empty cardboard box into a castle for a toy. ● Keep a ‘busy box’ with things like string, tape, wrapping paper scraps, lolly sticks, stickers and straws that your child can use to make whatever they want. Ask them to talk about their creations. ● Use drama to act out things from daily life. It could be doctors, mothers, fathers, shopkeepers, firefighters – whatever your child likes. At story time, encourage your child to act out roles from a story with movements or sounds. ● Put on some favourite music to get them moving. Encourage them to march, roll, stamp, hop, slide and twirl. Point out sounds with steady beats, like a ticking clock or a dripping tap. Encourage your child to clap, tap, march or bang to the beat. Help them develop a sense of rhythm with songs, and rhymes like ‘Incy Wincy spider’, ‘Heads and shoulders’, ‘Five little monkeys’ and ‘Jack and Jill’.